



# Poly Beads and Rough Grain Are Problems With Hard Wood Floors but Royal Wood Floors Provides The Causes and Cures

*Royal Wood Floors continues to cover hard wood floor problems and cures so that Milwaukee home owners can keep their hard wood floors beautiful - Series 13*

MILWAUKEE, WI, UNITED STATES, January 9, 2017 /EINPresswire.com/ -- [Royal Wood Floors](#) specializes in [hard wood floor refinishing](#) and [installing hard wood floors](#) in the greater Milwaukee area and has been highly successful for over 15 years. "After servicing or installing a new floor, we make a point of providing the following as a special series of tips for every customer in order to ensure that their floors are protected and provide that stunning hard wood beauty for as long as possible", says Keith Allman who owns Royal Wood Floors. He continues to say, "there are a variety of problems that can affect the beauty and life of hard wood floors and once these are isolated they can be handled properly so that the hard wood lasts for years the way it should". Different types of hard wood floor damage can often times be dealt with through hard wood floor restorations. It is important that residents be educated on it. In this article we want to discuss problems such as Poly Beads and what is called Rough Grain or Grain Raise to better educate the homeowners that want to keep their hard wood floors beautiful and long lasting.

## Poly Beads

These are beads of finish that form along the edges of the flooring pieces. They can be soft and sticky when first formed, but will become quite hard if left undisturbed. Generally, the cause of poly beads is that they are associated with oil-based





polyurethane finish, particularly higher solids/viscosity products, with slow drying conditions and excessive amount of sealer and/or finish that seeps into small gaps between boards. When the product dries/skins over, the solvent may be trapped in the still-wet finish between the boards and tries to evaporate, forming beads on the surface where the wet finish oozes out.

The cure is to check with the finish manufacturer for their recommendation. Time will allow the floor to expand and contract, eventually allowing all of the undried finish to surface. When soft, the beads can smear leaving an unsightly appearance. When the beads are soft, consult with the manufacturer on how to properly remove them. For hardened beads, the solution is to gently remove them with a sharp edged tool.

This could be a scraper, plastic putty knife or even the edge of an old credit card can work, and if necessary abrade/screen and then re-coat the floor. Do not attempt to abrade/screen the hardened beads as they may easily cause circular scratches within the finish.

#### Roughness or Grain Raise

This is where the surface of the floor is rough to the touch. The cause can be because of inadequate sanding, including skipping to many grits. This can also be caused by contamination of the finish itself during drying time. Not allowing a sufficient dry time for waterborne sealers to flatten, moisture that causes the grain of the floor to rise, not using enough finish coats on the floor, not abrading well enough between coats or even insufficient cleaning between coats can all cause the grain to be rough or raised.


The cure for this is when a roughness problem is evident, abrade/screening and re-coating may fix the problem. However, re-sanding may be necessary in the end.

“The best way to prevent problems is to always do the research first or seek professional help. Then problems such as the ones described here can be prevented,” says Allman. For more information about this experienced and professional hardwood floor restoration and new installation company, or to schedule repairs by these wood floor refinishing contractors, or learn about custom wood styles or the company’s inlay and medallion installation services, phone Keith Allman at 414-378-2066. Easy estimates and appointments are currently available through the company’s website, <http://royalwoodfloor.com/>. The company provides top craftsmanship and cares for many types of



custom and domestic wood. Visit the company's website for examples of previous work.

Keith Allman  
Royal Wood Floors  
414-378-2066  
email us here



---

This press release can be viewed online at: <http://www.einpresswire.com>

Disclaimer: If you have any questions regarding information in this press release please contact the company listed in the press release. Please do not contact EIN Presswire. We will be unable to assist you with your inquiry. EIN Presswire disclaims any content contained in these releases.

© 1995-2017 IPD Group, Inc. All Right Reserved.