


# Applicator Streaks and Uneven Wood Floor Boards are Problems but Royal Wood Floors Provides the Causes and Cures

*Royal Wood Floors continues to cover hard wood floor problems and cures so that Milwaukee home owners can keep their hard wood floors beautiful - Series 17*

MILWAUKEE, WI, UNITED STATES, February 6, 2017 /EINPresswire.com/ -- [Royal Wood Floors](#) specializes in [hard wood floor refinishing](#) and [installing hard wood floors](#) in the greater Milwaukee area and has been highly successful for over 15 years. "After servicing or installing a new floor, we make a point of providing the following as a special series of tips for every customer in order to ensure that their floors are protected and provide that stunning hard wood beauty for as long as possible", says Keith Allman who owns Royal Wood Floors. He continues to say, "there are a variety of problems that can affect the beauty and life of hard wood floors and once these are isolated they can be handled properly so that the hard wood lasts for years the way it should". Different types of hard wood floor damage can often times be dealt with through hard wood floor restorations. In this article we want to discuss problems such as Applicator Streaks after a finish job and Un-Level wood floor boards that cause hard wood floors to look bad, in order to better educate the homeowners that want to keep their hard wood floors beautiful and long lasting.



## Applicator Streaks

After a freshly finished floor dries, marks are visible from the path of the applicator. This is usually associated more with water-based finishes than other types of finishes. However, it may affect all other types of finish as well. There are several causes of this problem.

One may be because of using an applicator that has hardened spots in the fibers. Also, the finish

may not have been applied evenly with an inconsistent finish thickness.

Excessive air movement and abnormally high temperatures causing the finish to dry too quickly, resulting in a wet edge of finish being pulled over one that has already started to dry can also cause this problem. Applying a satin or semi-gloss finish that has not been stirred properly, resulting in flattening agents, leaving dull streaks when they are spread out can cause this. Also, applying finish in directly sunlit areas that are too hot to be coated successfully will also be an issue. Areas where direct airflow dries the finish faster than on the remainder of the floor (for example, in the front of heating registers or directly in front of a refrigerator where warm air blows over the finish).

The cure is to abrade/screen and re-coat under favorable conditions after the finish has dried sufficiently. Always follow the manufacturer's directions for the finish application.


#### Un-Level Wood Flooring

This is also known as "Over-wood or Under-wood". It is simply where there is a difference in the height between wood floor boards. The cause of this is generally going to be insufficient sub-floor holding power or an irregular sub-floor in general. This is also caused by incorrect nailing of boards during installation or the use of wrong fasteners.


The wrong type of adhesive, trowel and or spread rate of the boards when they were installed or it could be poor manufacturing of the wood boards themselves. For factory-finished flooring, simply correct the problem by replacing the boards that were not good. For un-finished flooring, correct the problem and then re-sand the floor to smooth the levels out properly, if necessary.

"The best way to prevent problems is to always do the research first or seek professional help. Then problems such as the ones described here can be prevented," says Allman.

For more information about this experienced and professional hardwood floor restoration and new installation company, or to schedule repairs by these wood floor refinishing contractors, or learn about custom wood styles or the company's inlay and medallion installation services, phone Keith Allman at 414-378-2066. Easy estimates and appointments are currently available through the company's website, <http://royalwoodfloor.com/>. The company provides top craftsmanship and cares for many types of custom and domestic wood. Visit the company's website for examples of previous work.



Keith Allman  
Royal Wood Floors  
414-378-2066  
email us here



---

This press release can be viewed online at: <http://www.einpresswire.com>

Disclaimer: If you have any questions regarding information in this press release please contact the company listed in the press release. Please do not contact EIN Presswire. We will be unable to assist you with your inquiry. EIN Presswire disclaims any content contained in these releases.  
© 1995-2017 IPD Group, Inc. All Right Reserved.