


Royal Wood Floors Educates Milwaukee Home Owners on Recoating a Previously Finished Wood Floor

Milwaukee hard wood floor company helps educate home owners on refinishing and recoating previously finished hard wood floors to keep them beautiful.

MILWAUKEE, WI, UNITED STATES, March 13, 2017 /EINPresswire.com/ -- [Royal Wood Floors](#) specializes in [hard wood floor refinishing](#) and [installing hard wood floors](#) in the greater Milwaukee area and has been highly successful for over 15 years. “After servicing or installing a new floor, we make a point of providing the following as a special series of tips for every customer in order to ensure that their floors are protected and provide that stunning hard wood beauty for as long as possible”, says Keith Allman who owns Royal Wood Floors. He continues to say, “there are a variety of problems that can affect the beauty and life of hard wood floors and once these are isolated they can be handled properly so that the hard wood lasts for years the way it should”. “We feel that by educating the home owner they can be better equipped to tackle a project themselves or will know what to ask and expect when working with professionals”, he ends.

Recoating a Previously Finished Hard Wood Floor

If you have beautiful hard wood floors and want to refinish them yourself or have a professional company help you recoat them, you will want to know the following information so that you can better understand the process. If the floor has visible dents, wear patterns or permanent cupping, re-coating is not a viable solution, and it will be necessary to fully sand the floor to restore the finish. Royal wood floors can answer any questions that you might have regarding a sanding process.



Finish adhesive is affected by surface contaminants, i.e. wax, grease and many other maintenance products. One brand or type of finish may not be compatible with another. Always test in several areas in accordance with finish manufacturer's recommendations to be sure that the finish will adhere and dry properly. If the floor has been waxed, NWFA (National Wood Flooring Association) guidelines suggest re-waxing the floor whenever possible, rather than re-sanding. There are several methods to test for wax. One is to use a small amount of mineral spirits on a clean white rag in an area that has not been exposed to high traffic. If a slight yellow or brown color appears on the rag, paste wax is probably present. Another method is taking a piece of screen or sand paper and lightly abrading the floor. If residue balls up, it is a paraffin-based product. Yet another test involves putting two drops of water on the floor. If white spots appear after about 10 minutes, the finish is probably wax. Please note that closets may not be the best areas to test because wax, maintenance and other finishes are used on the main body of the floor, but usually not on closets. Understand that testing in one area will not guaranty acceptable performance. Factory-finished floors that contain a high-abrasion finish may need to be pre-treated with an approved chemical etching solution, as recommended by the finish manufacturer. There are two basic re-coat methods: a screen and re-coat and a chemical etching and re-coat system.



Fix Your Wood Floor with A Top Notch Wood Floor Refinishing Contractor



A screen and re-coat involves lightly abrading the top surface with a screen or a pad and abrasive strip, then applying another top coat. In a chemical etching and re-coat system, the existing surface is chemically etched, then re-coated. No sanding or screening is performed. Screening and re-coating is the practice of adding another top coat of polyurethane to improve appearance of the floor, after abrading it slightly (using a mesh screen) so that the finish adheres better. When using the chemical etching and re-coating system, use a chemical etching solution that has been approved by the finish manufacturer.

Screen and Re-coat method


Clean and pre-treat the floor according to the finish manufacturer's recommendations. Then lightly

abrade the old finish according to the finish manufacturer recommendation. Then vacuum and tack the floor with a proper solvent, dependent on the finish, and then allow it to dry thoroughly. Lastly, apply the surface finish according to the manufacturer's recommended cover rate using a manufacturer's recommended applicator and procedure. If you are going to use a chemical etching type system you will want to thoroughly clean and pre-treat the floor and then follow the finish manufacturer's recommended chemical etching agent and procedure. That includes the applicator recommendations.

Most surface finished floors can be walked on after 24-48 hours. Remember not to slide furniture on the floor. Simply lift it into place after 48 hours. Area rugs can be put down after the finish is fully cured, generally after 7-30 days or as recommended by the finish manufacturer. "The best way to make sure that your hard wood floors are protected and as beautiful as they naturally can be, is to always do the research first or seek professional help. Then problems such as the ones described here can be prevented," says Allman.


For more information about this experienced and professional hardwood floor restoration and new installation company, or to schedule repairs by these wood floor refinishing contractors, or learn about custom wood styles or the company's inlay and medallion installation services, phone Keith Allman at 414-378-2066. Easy estimates and appointments are currently available through the company's website, <http://royalwoodfloor.com/>. The company provides top craftsmanship and cares for many types of custom and domestic wood. Visit the company's website for examples of previous work.

Keith Allman
Royal Wood Floors
414-378-2066
email us here



Buffing & Coating
The Beauty Back
into Your Hard Wood Floors

Royal Wood Floors will give you the solutions you need in order to bring your hard wood floors back to life the simple and affordable way!
Learn more today...



visit royalwoodfloor.com

This press release can be viewed online at: <http://www.einpresswire.com>

Disclaimer: If you have any questions regarding information in this press release please contact the company listed in the press release. Please do not contact EIN Presswire. We will be unable to assist you with your inquiry. EIN Presswire disclaims any content contained in these releases.

© 1995-2017 IPD Group, Inc. All Right Reserved.