











AV-Comparatives releases August 2018 results of their Consumer Real-World Protection Test of Internet Security Suites

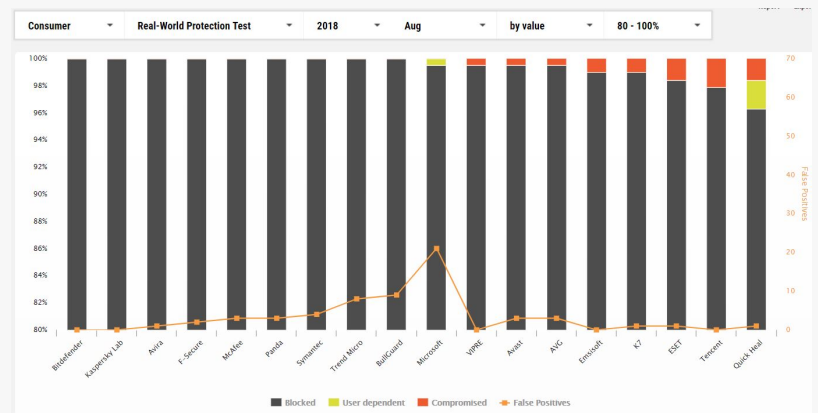
AV-C's Real-World Protection Test is currently the most comprehensive and complex test available, using a large number of test cases.

INNSBRUCK, TYROL, ÖSTERREICH, September 18, 2018 / EINPresswire.com/ -- AV-Comparatives' [Real-World Protection Test](#) is currently the most comprehensive and complex test available, using a large number of test cases. Currently, we are running this test under Microsoft Windows 10 Pro RS4 64 Bit with up-to-date third-party software (such as Adobe Flash, Adobe Acrobat Reader, Java, etc.). Due to this, finding in-the-field working exploits and running malware is much more challenging than e.g. under an non-up-to-date system with unpatched/vulnerable third-party applications.

This fact sheet is a short overview of the Whole-Product Dynamic Real-World Protection Test results of July 2018. The detailed overall result consumer product reports (covering five months each) are released in July and December. Each of the overall result reports will also contain a false-alarm test and will contain the awards the products reached based on their overall scores during the respective five-month period. For more information about this Real-World Protection Test, please read the detailed factsheet.

Tested Products	
 Avast	Avast Free Antivirus 18.5
 AVG	AVG Free Antivirus 18.5
 Avira	Avira Antivirus Pro 15.0
 Bitdefender	Bitdefender Internet Security 22.0
 BullGuard	BullGuard Internet Security 18.1
 EMSISOFT	Emsisoft Anti-Malware 2018.6
 ESET	ESET Internet Security 11.1
 F-Secure	F-Secure SAFE 17.215
 K7	K7 Total Security 15.1
 KASPERSKY	Kaspersky Internet Security 19.0
 McAfee	McAfee Internet Security 21.2
 Microsoft	Microsoft Windows Defender 4.18
 Panda	Panda Free Antivirus 18.5
 Quick Heal	Quick Heal Total Security 17.0
 Symantec	Symantec Norton Security 22.14
 Tencent	Tencent PC Manager 12.3
 TREND	Trend Micro Internet Security 12.0
 VIPRE	VIPRE Advanced Security 10.1

Internet Security Suites - Tested Products - August 2018 - AV-Comparatives



Internet Security Suites - Test Results - August 2018 - AV-Comparatives

<https://www.av-comparatives.org/tests/real-world-protection-test-august-2018-factsheet/>

Testcases

Over the year we evaluate several tens of thousands malicious URLs. Unfortunately, many of these have to be discarded for various reasons. We remove duplicates such as the same malware hosted on different domains or IP addresses, sites already tested, "grey" or non-malicious sites/files, and malware/sites disappearing during the test. Many malicious URLs


carrying exploits were not able to compromise the chosen system/applications because of the patch level. This means that the vulnerabilities in the third-party applications on the system were already patched and the exploits could therefore not deliver their malicious payload. Users should be aware that by always keeping their system and third-party applications up-to-date/patched, they can dramatically decrease the risk posed by exploits.

Test Results

The results are based on the test set of 186 live test cases (malicious URLs found in the field), consisting of working exploits (i.e. drive-by downloads) and URLs pointing directly to malware. Thus exactly the same infection vectors are used as a typical user would experience in everyday life. The test-cases used cover a wide range of current malicious sites and provide insights into the protection given by the various products (using all their protection features) while surfing the web.

Every month (from February to June and from July to November) we update the charts on our website showing the protection rates of the various tested products over the various months. The interactive charts can be found on our website. The chart below shows only the protection scores for the month of JULY 2018 (186 test cases). The results of the false-positives test are also shown in the monthly factsheets/graph.

Mediacontact
AV-Comparatives
+43720115542
email us here



This press release can be viewed online at: <http://www.einpresswire.com>

Disclaimer: If you have any questions regarding information in this press release please contact the company listed in the press release. Please do not contact EIN Presswire. We will be unable to assist you with your inquiry. EIN Presswire disclaims any content contained in these releases. © 1995-2018 IPD Group, Inc. All Right Reserved.