

Recreational Boat Market - Global Outlook and Forecast 2018-2023 | Arizton

The global recreational boat market is expected to reach revenues of more than \$50 billion by 2023, growing at a CAGR of approximately 4% during 2017-2023.

CHICAGO, IL, UNITED STATES, October 9, 2018 /EINPresswire.com/ -- Arizton's market research report on the [global recreational boat market](#) offers analysis on market size & forecast, market share, industry trends, growth drivers, and vendor analysis. The market study also includes insights on segmentation by power (engine-powered, man-powered, and sail-propelled), by product (outboards, inboards/sterndrives, personal watercraft, sailboats/yachts, inflatable boats, and others), and by geography (North America, Europe, APAC, Latin America, and MEA).

The research report also offers market size in terms of unit shipment values during the forecast period.

The exponential growth of the travel and tourism industry across the




European region will positively impact the development of the global market. The rapid economic development and the increasing demand for charter services in Southeast Asia will boost the demand for new products in the market. The global recreational boat market is driven by growth in travel and tourism across the European, Russia, APAC, and Latin American region. The rapid economic growth, increasing HNWI population, and the growing popularity of Southeast Asian tourist beach and marine destinations will boost revenues in the global recreational boating market. The market research report provides in-depth market analysis and segmental analysis of the global recreational boat market by power, product, and geography.

The report considers the present scenario of the global recreational boat market and its market dynamics for the period 2018–2023. It covers a detailed overview of various market growth enablers, restraints, and trends. The study covers both the demand and supply sides of the market. It also profiles and analyzes the leading companies and various other

arizton
Analytics & Intelligence

GLOBAL RECREATIONAL BOAT MARKET

www.arizton.com

<h3 style="text-align: center; color: green;">DATA COVERAGE</h3> <ul style="list-style-type: none"> Market Size by Revenues 2017-2023 Market Size by Unit Shipment 2017-2023 Latest Trends, Drivers, and Restraints CAGR of the Overall Market and Segments Geographical Analysis by Regions and Top Countries <div style="text-align: center;">  <p style="font-weight: bold; color: blue;">MARKET SIZE BY REVENUES 2023 ~ \$50 Billion CAGR ~ 4%</p> </div>	<h3 style="text-align: center; color: green;">MARKET SEGMENTATION</h3> <p style="font-size: x-small; color: blue;">PRODUCT SEGMENTATION</p> <ul style="list-style-type: none"> Market Overview Outboards, Inboards/Sterndrives, Personal Watercraft, Sail Boats/Yachts, Inflatable Boats & Others Market Size & Forecast by Revenues 2017-2023 Market Size & Forecast by Unit Shipment 2017-2023 <p style="font-size: x-small; color: blue;">POWER SEGMENTATION</p> <ul style="list-style-type: none"> Market Overview Engine-Powered, Man-Powered, Sail-Propelled Market Size & Forecast by Revenues 2017-2023 Market Size & Forecast by Unit Shipment 2017-2023 												
<h3 style="text-align: center; color: green;">COMPETITIVE LANDSCAPE</h3> <div style="text-align: center;">  </div> <ul style="list-style-type: none"> Market Overview Global Recreational Boat Market Vendor Share 2017 <p style="text-align: center; font-size: x-small; font-weight: bold;">5 Top Vendors Operational in the Market 34 Prominent Players Identified</p>	<h3 style="text-align: center; color: green;">GEOGRAPHICAL SEGMENTATION</h3> <ul style="list-style-type: none"> Market Overview Market Size & Forecast by Revenues 2017-2023 Market Size & Forecast by Unit Shipment 2017-2023 Market Size & Forecast by Product 2017-2023 Key Countries Market Size & Forecast by Revenues 2017-2023 Leading Trend, Enabler, and Restraint <p style="font-size: x-small; color: blue;">KEY COUNTRIES COVERED</p> <table style="font-size: x-small; width: 100%;"> <tr> <td>US</td> <td>France</td> <td>Brazil</td> </tr> <tr> <td>Canada</td> <td>Australia</td> <td>South Africa</td> </tr> <tr> <td>Italy</td> <td>China</td> <td>UAE</td> </tr> <tr> <td>Germany</td> <td>Japan</td> <td></td> </tr> </table> <div style="text-align: right;">  </div>	US	France	Brazil	Canada	Australia	South Africa	Italy	China	UAE	Germany	Japan	
US	France	Brazil											
Canada	Australia	South Africa											
Italy	China	UAE											
Germany	Japan												

Recreational Boat Market Revenues, Growth in CAGR, Segments Analysis



North America & Europe are the largest revenue generators. Presence of big manufacturers such as Brunswick, Beneteau, Azimut-Benetti, Sunseeker International, Ferretti will propel growth in the region”
Sayani, Analyst

prominent companies operating in the global recreational boat market.

[Order a report here.](#)

Recreational Boat Market - Dynamics

The increasing participation in leisure boating activities across the European and the US regions will boost the demand for superior systems in the global recreational boating market. The US and Europe are the biggest markets for recreational boating. In 2017, about 3.9 million people in the UK, i.e., about 7.4% of the total UK adult population, participated in core boating activities. The introduction of digital dashboards with touch screen displays enable users to control the boat by just touching the screens. The fly-by-wire technology introduced in digital throttles and shifts are more reliable than moving mechanical parts and will contribute to the development of the global recreational boating market. The growing development and use of hybrid and electric boat engines will contribute to the transformation of the global recreational boating market. The increasing consumer awareness about the harmful effects of marine pollution and the stringent environmental norms is encouraging the manufacturers to make electric and hybrid engines for recreational boats in the global market.

Recreational Boat Market Growth Enablers

- Increased spending on luxury products and services by HNWIs
- Increasing participation in leisure boating activities in Europe and the US
- Growth of Asian yachting industry
- Increasing sales of outboard boats

Recreational Boat Market Growth Restraints

- Environmental pollution caused by boating
- Failure to attract millennials
- Growth of boat sharing and rentals market

Recreational Boat Market Opportunities & Trends

- Technological advancements in marine industry
- Growth of hybrid and electric boat engines



- Increased use of AGM and gel batteries

Recreational Boat Market - Segmentation

This market research report includes a detailed segmentation of the market by power, product, and geography. Inflatable boat segment dominated less than 1/3rd of the market share in 2017, growing at a CAGR of more than 4% during the forecast period. The increasing participation in various water-based leisure activities is contributing to the growing demand for these products in the global market. The affordable prices and ease of use of inflatable boats create lucrative opportunities for the leading vendors in the global market.

The man-powered segment occupied the second largest market share in 2017, growing at a CAGR of around 4% during the forecast period. The extensive use of man-powered boats for leisure, sports, and competition purposes is fueling the growth of this segment in the global market. Canoes, kayaks, gondolas, and punt boats are some of the most widely available man-powered vessels in the global recreational boat market. These boats use energy generated from the hands or feet, i.e., with oars, paddles, or poles, or through the feet with pedals and a crank or treadles.

Market Segmentation by Product

- Outboards
- Inboards/Stern drives
- Personal Watercraft
- Sail Boats/Yachts
- Inflatable Boats
- Others

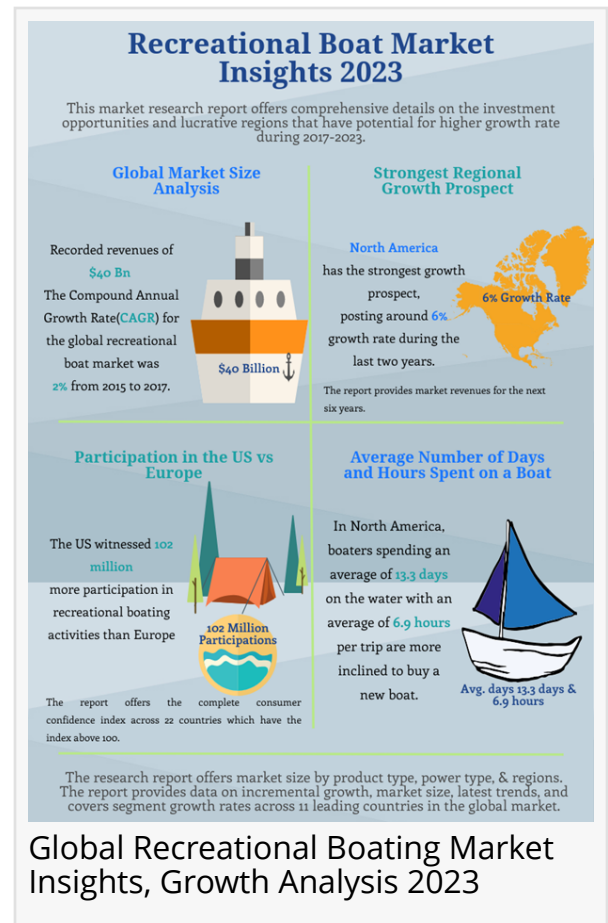
Market Segmentation by Power

- Engine-Powered
- Man-Powered
- Sail-Propelled

[Looking for more information? Request a free sample](#)

Recreational Boat Market - Geography

The global recreational boat market by geography is segmented into North America, Europe, APAC, Latin America, and MEA. North America dominated approximately half of the market share in 2017, growing at a CAGR of around 5% during the forecast period. The rising consumer confidence and the introduction of new products and experiences to attract young boaters is augmenting the growth of the North American region in the global recreational boating market. The increasing proliferation of the yacht industry is attributing to the growth of the APAC region in the global market. Countries such as Australia, China, Japan, India, and South Korea are the largest revenue generators in the APAC market. The continuous growth in the spending power of middle-income families and dynamic changes in lifestyles in the APAC region is augmenting the



demand for innovative products in the global recreational boat market.

Market Segmentation by Geography

- North America
 - oUS
 - oCanada
- Europe
 - oItaly
 - oGermany
 - oFrance
- APAC
 - oAustralia
 - oChina
 - oJapan
- Latin America
 - oBrazil
- MEA
 - oSouth Africa
 - oUAE

Key Vendor Analysis

The global recreational boat market has a diverse structure and level of competition across different geographies. The US is the most lucrative region, and domestic manufacturers are exporting their products to other countries across the global market. Various players are competing on the basis of prices and product differentiation in the global recreational boating market. The presence of global and domestic players in the European market will boost revenues in the region. The increasing number of imports, exports, domestic consumption, and growing disposable income will create lucrative opportunities for leading vendors in the APAC market. The expansion of businesses and distribution network in emerging nations will propel the growth of the global recreational boat market.

The major vendors in the global recreational boat market are:

- Brunswick Corporation
- Groupe Beneteau
- Azimut-Benetti Group
- Sunseeker International
- Berretti

Other prominent vendors in the global recreational boat market include Princess Yachts, Marine Products Corporation, MCBC Holdings Inc, Malibu Boats Inc., HanseYachts, BAVARIA Yachtbau, Bertram Yachts, Boston Whaler Boats, Chaparral Boats, Grady-White Boats, Lund Boat Company, Sea Ray, White River Marine Group, Yamaha Motor Corporation, Viking Yacht, Grand Banks Yachts, Porter, Maverick Boat Group Inc., Correct Craft, Baja Marine, Pacific Asian Enterprises, Albemarle Boats, Marlow Hunter, Catalina Yachts, Hobie Cat Corporation, Zodiac Marine & Pool SAS, Bombardier Recreational Products Incorporated, Fountain Powerboat Industries Incorporated, Godfrey Marine, Thunder Jet, Explorer Industries, Custom Weld, Duckworth Boats, and High Caliber.

Key market insights include

1. The analysis of the global recreational boat market provides market size and growth rate for the forecast period 2018-2023.
2. It offers comprehensive insights into current industry trends, trend forecast, and growth drivers about the global recreational boat market.
3. The report provides the latest analysis of market share, growth drivers, challenges, and investment opportunities.

4. It offers a complete overview of market segments and the regional outlook of the global recreational boat market.

5. The report offers a detailed overview of the vendor landscape, competitive analysis, and key market strategies to gain competitive advantage.

Read more: <https://www.arizton.com/market-reports/recreational-boat-market>

Jessica Shirley
Arizton Advisory and Intelligence
+1-312-465-7864
[email us here](#)

This press release can be viewed online at: <http://www.einpresswire.com>

Disclaimer: If you have any questions regarding information in this press release please contact the company listed in the press release. Please do not contact EIN Presswire. We will be unable to assist you with your inquiry. EIN Presswire disclaims any content contained in these releases. © 1995-2018 IPD Group, Inc. All Right Reserved.