

November 2018 Crypto Exchange Analytics and Research

NY, NEW YORK, UNITED STATES, December 16, 2018 / EINPresswire.com/ -- This is the second report in a series of reviews of the crypto exchanges widely considered to be leaders in the field. In it, [COR Index](#) analyzes chief criteria used to select crypto exchanges, their main indicators, and publicly available information about the exchanges.

The full report can be viewed [here](#).

Key Highlights:

Crypto Exchange Trading Volume, USD

Crypto Exchange Traffic Analysis
Average Trading Volume Indicator per Unique Visitor

The following exchanges were added to the November report:

Coinbase
Liquid
Kraken
Cryptonex
RightBTC






Crypto Exchange Trading Volume, USD






The leader in this category is Binance, whose monthly trading volume is 20 842 258 678, USD (+14.45%), month to month period.






The negative leader in this category is RightBTC, whose monthly trading volume is 2 945 111 499, USD.






Crypto Exchange Traffic Analysis






The leader in this category is Binance, whose total monthly traffic is 27 392 540 (-22.05%) visits,

Name	Avg. Volume (24h) ²	Dynamics ³	Avg. Volume (7 days) ⁴	Dynamics ³	Volume (1 month) ⁵	Dynamics ³
 BINANCE	\$694 741 956	14.45%	\$5 210 564 670	14.45%	\$20 842 258 678	14.45%
 OKEX	\$570 159 375	12.34%	\$4 276 195 309	12.34%	\$17 104 781 237	12.34%
 Huobi	\$464 416 525	26.13%	\$3 483 123 939	26.13%	\$13 932 495 754	26.13%
 DigiFinex	\$377 018 771	29.56%	\$2 827 640 785	29.56%	\$11 310 563 141	29.56%
 RightBTC	\$369 721 413	-19.47%	\$2 772 910 601	-19.47%	\$11 091 642 404	-19.47%

Name	Avg. Volume (24h) ²	Dynamics ³	Avg. Volume (7 days) ⁴	Dynamics ³	Volume (1 month) ⁵	Dynamics ³
 COINBASE	\$113 970 948	-27.99%	\$854 782 114	-27.99%	\$3 419 128 454	-27.99%
 LIQUID	\$104 786 150	-	\$785 896 122	-	\$3 143 584 487	-
 KRAKEN	\$102 470 593	-5.22%	\$768 529 444	-5.22%	\$3 074 117 777	-5.22%
 CRYPTONEX	\$98 780 257	-5.64%	\$740 851 924	-5.64%	\$2 963 407 696	-5.64%
 RIGHTBTC	\$98 170 383	-	\$736 277 875	-	\$2 945 111 499	-

Exchange	Average Daily Visits (24h) ¹⁰	Dynamics ¹¹	Total Monthly Visits ¹²	Dynamics ¹¹
 BINANCE	978 305	-22.05%	27 392 540	-22.05%
 COINBASE	246 533	-21.63%	7 396 000	-21.63%
 BITFINEX	197 447	-21.63%	5 528 522	-21.63%
 KRAKEN	147 030	-	4 116 828	-
 RIGHTBTC	141 354	-22.92%	3 957 907	-22.92%

Exchange	Average Daily Visits (24h) ¹⁰	Dynamics ¹¹	Total Monthly Visits ¹²	Dynamics ¹¹
 COINBASE	2 246	-56.94%	62 899	-56.94%
 RIGHTBTC	1 718	-	48 095	-
 BCEX	1 524	-28.01%	42 683	-28.01%
 OKEX	1 226	-16.53%	34 334	-16.53%
 LIQUID	1 094	-	32 837	-

Exchange	Average Trading Volume Per Visit, USD ¹³	Dynamics ¹⁴
 BCEX	133 440	71.17%
 LIQUID	95 616	-
 DIGIFINEX	93 101	104.73%
 OKEX	89 535	13.55%
 COINBASE	62 085	135.23%

month to month period.

The negative leader in this category is Cryptonex, whose total monthly traffic is 32 837 visits.

Average Trading Volume Indicator per Visitor

The leader in this category is BCEX, whose average trading volume per visitor is 133 440, USD (+71.17%), month to month period.

The negative leader in this category is Coinbase, whose average trading volume per visitor is 553 USD.

Please note that this report is not a call to action and is not intended to encourage to be the reader's sole source of information to act on. The presented information has been compiled using publicly available sources and is accepted as is. This report contains no promotional material and is solely intended to inform its reader. COR Index bears no responsibility for any inaccuracies or misrepresentations in this document, nor any outcomes resulting from actions taken based on this information.

A link to the report also can be found on COR Index's [Twitter](#) feed.

Artem Baykov
COR Index inc
+1 929-216-5387
[email us here](#)

This press release can be viewed online at: <http://www.einpresswire.com>

Disclaimer: If you have any questions regarding information in this press release please contact the company listed in the press release. Please do not contact EIN Presswire. We will be unable to assist you with your inquiry. EIN Presswire disclaims any content contained in these releases. © 1995-2019 IPD Group, Inc. All Right Reserved.